




## Online Registration Via Lumens

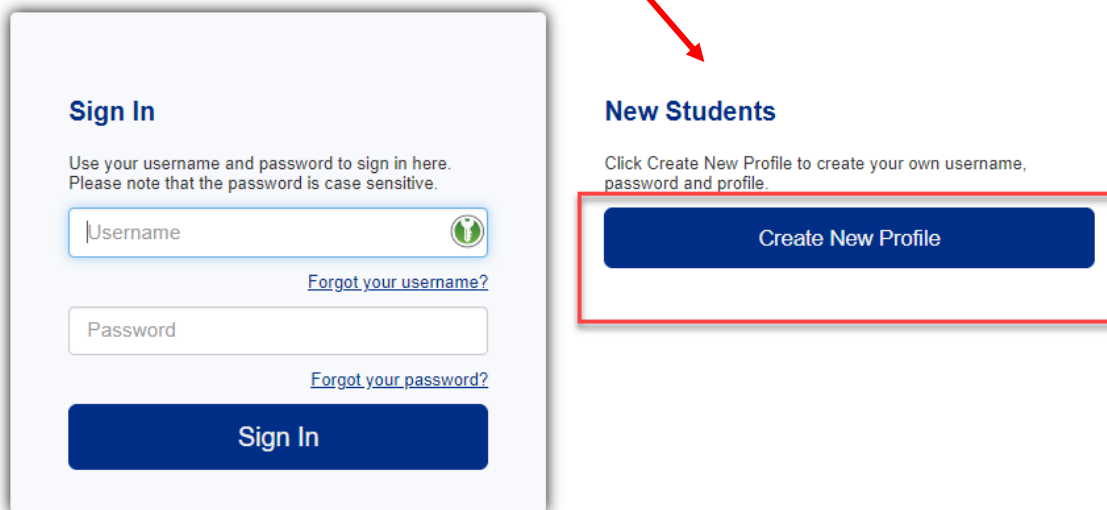
Continuing Education is excited to introduce our new online registration system that can be accessed directly from our COM website. It provides an easy and streamlined experience for you to register online.

### GETTING STARTED – SETTING UP YOUR STUDENT PROFILE

1. Go to <https://www.com.edu/lifelonglearning/> and click on the Registration button. You will then be redirected into the Lumens website to set up your new student profile.
2. Select - Login/Create Account link located in the top left-hand corner of the screen.



3. Click on the Create New Profile button.



4. Complete the New Student Profile Questions – All items with an \* must be filled in to save your profile. When you have completed Step-1, Step-2, and Step-3 tabs, then click the Submit button.

### Create New Student Profile

Welcome to College of the Mainland! Please complete the following information to build your profile so you can register for classes or activities.

\* denotes required information.

Step-1 Step-2 Step-3

**Username\***  Username: minimum 6 characters

**Password\***  Password: minimum 8 characters, must contain a number and any two of the following three: upper case, lower case, special characters (for example: (){}!@\$%^&\*)

**Strength**  
□□□□

**Re-enter password\***

**Password hint\***

**Identity Verification Question\***  ▾

**Identity Verification Answer\***

**E-mail\***  [Privacy Policy](#)

### Add Student

Complete the following information to build student profile so they can register for classes or activities.

\* denotes required information.

Step-1 Step-2 Step-3

**County\***  ▾  
County of residence

**Company**  ▾

**How you heard about us**  ▾

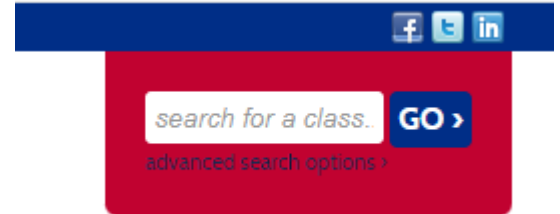
**Internal Comments**

**Class unlock keys**   
Enter multiple separated by comma.

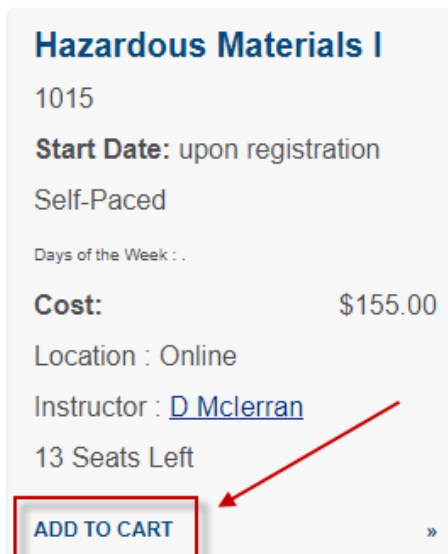
**Send Profile Notice to Student?**

## READY TO REGISTER? SEARCHING AND REGISTERING FOR COURSES

1. You can search for courses by clicking on the applicable category in the Browse column or by using the search box.



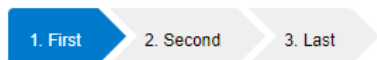
2. Once you locate your desired course, you will click Add to Cart. If the class is full, you may add to the waiting list instead. Note: You can register for multiple courses before you check out and provide payment.



- When you are ready to check out, click on the View Cart link at the top right corner of the screen to review your registration(s). If correct, then click Checkout.



- Click the Policies link to review our financial policy and then click the Agree box. Next, click the Checkout button at the bottom.



### Shopping Cart

Please review your order below for accuracy before proceeding to checkout.

Student Details	Class Details	Amount
<a href="#">Sanjiva Bilva</a> mguzman6@cam.edu One Main St Houston, TX 77057 333-333-3333	Hazardous Materials I, 1015 Instructor: McIerran Location: Location : Online	<input type="checkbox"/> Agree to Policies  Remove Class  Class Registration Cost \$155.00

Total	
Total	\$155.00

### Discounts and Checkout

Enter Promo or Gift Code below.

Apply Promo Code

Apply Gift Code

Checkout

Clear Cart

Choose Additional Classes

- Enter in payment information and click the Process Payment button to complete your registration. A transaction receipt will be sent to the email in your student profile.